

**BREMA**


# CB 416 HC

B-Qube



## Self-contained ice maker - Sprayer system Daily production up to 44 kg

Hotel  
Restaurant  
Fast food  
Bar  
Disco  
Fish market  
Supermarket  
Medical & SPA  
Industry




### ► Position n°



### ► Features & Plus

- Resistant and crystal cube
- AISI 304 SS Scotch Brite finish
- Tropical class +43°C
- Adjustable Stainless Steel feet
- Removable and cleanable air filter
- Air or water cooling system
- Easy cleanable internal rounded surfaces
- HCFC-Free insulated storage
- RoHS Free
- Disappearing insulated door
- Electromechanical operation
- ON-OFF rocker switch
- Standard and special voltages
- HFC Free
- Automatic Washing system



Green-Tech Design



Side openings for better ventilation

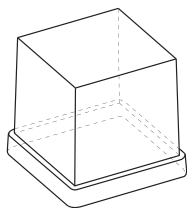


Double water inlet (W models only)



Plug-in electrical connection

### ► Available ice cube size



**Cube** 23 grams  
dimensions H 31.5 x L 32.5

### ► Prod. 24h

°C	Air temp.		Water temp.		kg	lbs
	10° C	50° F	7° C	45° F		
21° C	70° F	15° C	60° F	44	97	
				42	93	

**2 Years Warranty**  
subject to limitations

### ► Certifications available for this model

**BREMA**

www.bremagroup.it  
info@bremaicegroup.it

We are Brema



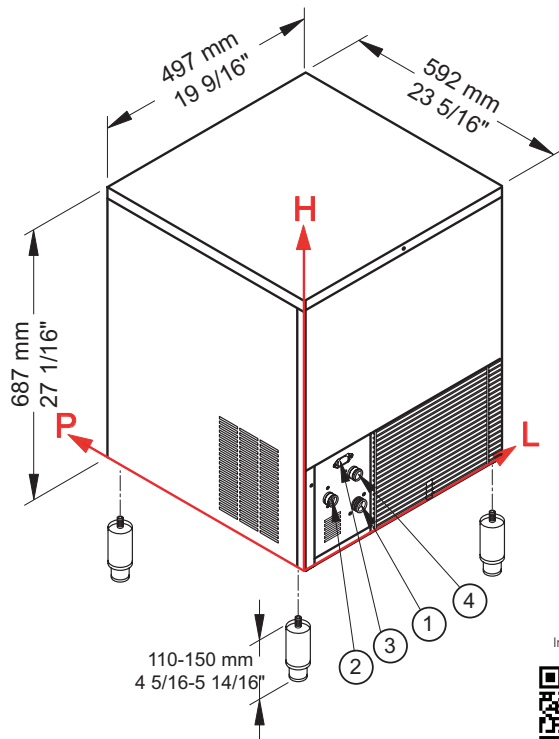


B-Qube

# CB 416 HC



## Self-contained ice maker - Sprayer system Daily production up to 44 kg



### ► Working conditions

- Location: Indoor

	Min	Max
Ambient temperature	+10° C / +50° F	+43° C / 110° F
Water temperature	+3° C / +37° F	+32° C / +90° F
Voltage	-10%	+10%
Water inlet pressure	1bar (14 psi)	6bar (84 psi)

### ► Performances

		Water temperature					
		7° C	45° F	15° C	60° F	21° C	70° F
Air temperature	10° C	44 kg					
	50° F		97 lbs				
	21° C			42 kg			
	70° F				93 lbs		
	32° C					32 kg	
90° F						71 lbs	

### ► Connections

All measures are referred to the rear bottom-left corner (L-H-Ø)

- ① Water in.: 130 mm / 5 2/16" - 95 mm / 3 12/16" - 3/4"
- ② Water out.: 56 mm / 2 3/16" - 155 mm / 6 2/16" - 24 mm / 15/16"
- ③ Electrical connections: 95 mm / 3 12/16" - 225 mm / 8 14/16"
- ④ Cond. water in: 119 mm / 4 11/16" - 181 mm / 7 2/16" - 3/4"
- ④ Only for water cooling systems

### ► Technical information

Production in 24h	42 kg / 93 lbs
Store capacity, up to	16 kg / 35 lbs
Cooling system	A - W
Kind of cube	Q-23g
Refrigerant	R290
Standard voltage	220-240 V ~ 50 Hz
Average power consumption	450 W
Fuse	10 A
Electrical consumption	22 kWh/100kg

Water consumption	A: 3 l/kg - 35,9 gal/100 lbs
	W: 15 l/kg - 179,7 gal/100 lbs
Sizes (L-P-H mm)	497 - 592 - 687
(L-P-H in)	19 9/16 - 23 5/16 - 27 1/16
Sizes with pack (L-P-H mm)	550 - 660 - 860
(L-P-H in)	21 10/16 - 26 - 33 14/16
Net weight	43 kg / 95 lbs
Gross weight	51 kg / 112 lbs
Finish	AISI 304 stainless steel, scotch brite

All the technical information must be considered at the following conditions:

- Sizes without feet
- Standard Cube (23 g)
- Ambient temperature +21° C
- Water temperature +15° C
- Electrical consumption at +32° C (standard voltage)
- Average power consumption at +43° C (standard voltage)

Models and specifications are subject to change without notice

Rev. 03 - Issued January 2025



[www.bremagroup.it](http://www.bremagroup.it)  
[info@bremaicegroup.it](mailto:info@bremaicegroup.it)

We are Brema

